

Vocal · Guitar · Tablature
and Chord Boxes

*Guitar
Tablature*

RADIOHEAD

the bends

RADIOHEAD

the bends



WARNER BROS. PUBLICATIONS

Warner Music Group
An AOL Time Warner Company

USA: 15800 NW 48th Avenue, Miami, FL 33014



WARNER/CHAPPELL MUSIC

CANADA: 15800 N.W. 48th AVENUE
MIAMI, FLORIDA 33014
SCANDINAVIA: P. O. BOX 533, VENDEVAGEN 85 B
S-182 15, DANDERYD, SWEDEN
AUSTRALIA: P. O. BOX 353
3 TALAVERA ROAD, NORTH RYDE N.S.W. 2113
ASIA: THE PENINSULA OFFICE TOWER, 12th FLOOR
18 MIDDLE ROAD
TSIM SHA TSUI, KOWLOON, HONG KONG



NUOVA CARISCH

ITALY: VIA CAMPANIA, 12
20098 S. GIULIANO MILANESE (MI)
ZONA INDUSTRIALE SESTO ULTERIANO
SPAIN: MAGALLANES, 25
28015 MADRID
FRANCE: CARISCH MUSICOM,
25, RUE D'HAUTEVILLE, 75010 PARIS



INTERNATIONAL MUSIC PUBLICATIONS LIMITED

ENGLAND: GRIFFIN HOUSE,
151 HAMMERSMITH ROAD, LONDON W6 8BS
GERMANY: MARSTALLSTR. 8, D-80539 MÜNCHEN
DENMARK: DANMUSIK, VOGNMAGERGADE 7
DK 1 120 KØBENHAVN K

© 2001 WARNER BROS. PUBLICATIONS
All Rights Reserved

Any duplication, adaptation or arrangement of the compositions contained in this collection requires the written consent of the Publisher.
No part of this book may be photocopied or reproduced in any way without permission. Unauthorized uses are an infringement of the U.S. Copyright Act and are punishable by law.

Reproducing this music in any form is illegal and forbidden by the Copyright, Designs and Patents Act 1988.



planet telex

Words and Music by
Thomas Yorke, Edward O'Brien,
Colin Greenwood, Jonathan Greenwood
and Philip Selway

Recording sounds slightly sharp

0:12 ♩ = 72

E A/E E7 Am/E E A/E E7 Am/E

Voice

Guitar

delay (c.208ms) tremolo (c.4.8Hz) sweeping E.Q.

0:38
1:49

Bsus4 B Bm B

Vx.





You can force it, but it will not come,
You can force it, but it will stay stung,


Gtr.


Vx.





you can taste it, but it will not form,
you can crush it as dry as a bone,

Gtr.


Vx.  2fr   


Gr. 

TAB 

Vx.  2fr   

you can crush it, but it's al - ways here,
you can walk it home straight from school,

Gr. 



TAB 

Vx.  2fr   


you can crush it, but it's al - ways near,
you can kiss it, you can break all the rules,

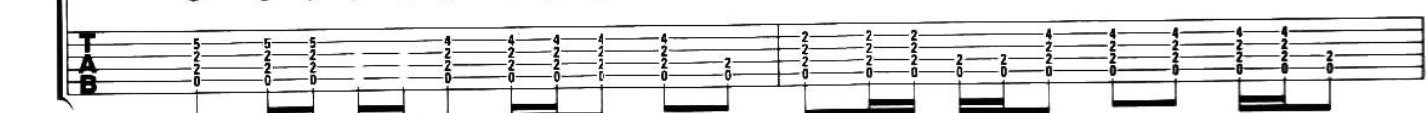
Gr. 

TAB 

Vx.  2fr   

chas - ing you home,
all the rules,

Gr. 

TAB 

AS Aadd#11 A Aadd#11

say - ing, but still

1:23 2:34 E Emaj7 E7 Emaj7

'Ev-ery - thing is bro - ken,


flanger and ping-pong delay (c.600ms)


E Emaj7 E7 1. Emaj7


ev - ery - one is bro - ken.

2. Emaj7 3:00 E Emaj7 E7 Emaj7

bro - ken, ev - ery - one is, ev - ery - one is, bro - ken,

Vx.  *ev-ery-one is, ev-ery-thing is bro - ken.*


Gtr. 


TAB 


Vx.  *Why can't you for - get? Why can't we for - get?*


Gtr.  *delay (c.208ms) tremolo (c.4.8Hz) sweeping E.Q.*


TAB 

Vx.  *Why can't you for - get?*

Gtr. 

TAB 

Gtr.  *let ring* *repeat ad lib. to fade*

TAB 

the bends

Words and Music by
Thomas Yorke, Edward O'Brien,
Colin Greenwood, Jonathan Greenwood
and Philip Selway

0:12 = 90

D Cadd9 G/B Cadd9 G/B Cadd9 D Cadd9 G/B

Voice

Guitar *let ring*

TAB

0:28

Cadd9 G/B Cadd9 C D Cadd9 G/B Cadd9 G/B

Vx. Hey,

Gtr.

TAB

Cadd9 D Cadd9 G/B Cadd9 G/B Cadd9


Vx. hey.

Gtr.

TAB

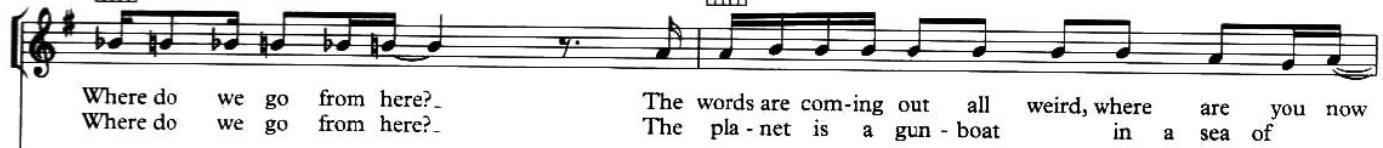
0:44
2:12

Em





G



Vx. 

Where do we go from here? The words are com-ing out all weird, where are you now
Where do we go from here? The pla-net is a gun-boat in a sea of

Gtr. 

TAB 

C



Em



Vx. 

fear, when I need you? A-lone on an ae-ro-plane,
and where are you? They brought in the C. I. A., the

Gtr. 

TAB 

G



C



to Coda ⊕

Vx. 

fall-ing a-sleep a-gainst the win-dow-pane, my blood-'ll thick-en.
tanks, and the whole ma-rines to blow me a-way, to blow me sky-high.

Gtr. 

TAB 

A7



C7



Gtr. 

TAB 

1:17

Em

G

Vx. I need to wash my-self a - gain, to hide all the dirt and pain, 'cos I'd be

Gr. two guitars

Detailed description: This system contains the first three measures of the song. The vocal line (Vx.) starts with a rest, then sings "I need to wash my-self a - gain, to hide all the dirt and pain, 'cos I'd be". The guitar line (Gr.) features a melodic line with a "two guitars" annotation. The guitar tablature (TAB) shows fret numbers and picking directions (up and down strokes) for both guitars.

C

C7

Em

Vx. scared that there's no-thing un - der-neath. Who are my re - al friends?

Gr.

Detailed description: This system contains measures 4-6. The vocal line (Vx.) continues with "scared that there's no-thing un - der-neath. Who are my re - al friends?". The guitar line (Gr.) continues the melodic accompaniment. The guitar tablature (TAB) shows fret numbers and picking directions.

G

C

C7

Vx. Have they all got the bends? Am I real - ly sink-ing this low?

Gr.

Detailed description: This system contains measures 7-9. The vocal line (Vx.) sings "Have they all got the bends? Am I real - ly sink-ing this low?". The guitar line (Gr.) continues the accompaniment. The guitar tablature (TAB) shows fret numbers and picking directions.

1:38

D

Cadd9


G/B


Cadd9

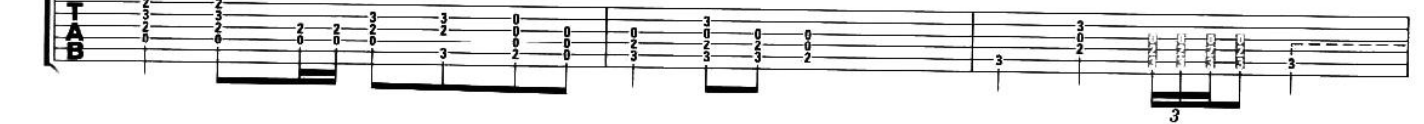
Vx. My ba - by's got the bends, oh no!

Gr.

Detailed description: This system contains measures 10-12. The vocal line (Vx.) sings "My ba - by's got the bends, oh no!". The guitar line (Gr.) continues the accompaniment. The guitar tablature (TAB) shows fret numbers and picking directions.


Vx.  We don't have a - ny re - al friends, no, no, no. I'm just

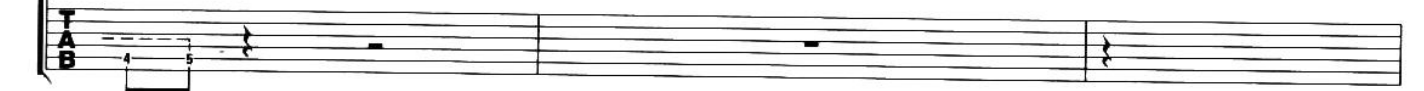
Gtr. 

TAB 


1:54


Vx. [A] ly - ing in a bar with my drip feed on, talk - ing to my girl - friend, wait - ing for some - thing to hap - pen, and I [E]

Gtr. 

TAB 


Vx. [A] wish it was the six - ties. I wish we could be hap - py, I wish, I wish, I wish that some - thing would


Gtr. 

TAB 

D.º al Coda

Vx. [E] hap - pen.

Gtr. 

TAB 

CODA

2:33

D

Cadd9

G/B

Cadd9

Vx.

And ba-by's got the bends,

Gtr.

Vx.

D

Cadd9

G/B

Cadd9

we don't have a-ny re-al friends. Just

Gtr.

Vx.

2:50 [A]

ly-ing in a bar with my drip feed on, talk-ing to my girl-friend, wait-ing for some-thing to hap-

Vx.

[E]

[A]

- pen, I wish it was the six-ties. I wish we could be hap-py, I wish, I wish, I wish that some-thing would

Gtr.

feedback



Vx.

Gtr.



Gtr.

TAB



Gtr.

TAB



Vx.

Gtr.

TAB

3:28

G  3fr

D  5fr

Cadd9  3fr

Vx. and breathe, I want to be part of the hu-man race.

Gtr.

TAB



G  3fr

D  5fr

Vx. I, I want to live, breathe, I want to be part of the hu-man race,

Gtr.

TAB



3:43

Cadd9  3fr

Em 

Vx. race, race, race. Where do we go from here? The

Gtr.

TAB



rit.

G 

C 

Vx. words are com-ing out all weird. Where are you now when I need you?

Gtr.

TAB



high and dry

Words and Music by
 Thomas Yorke, Edward O'Brien,
 Colin Greenwood, Jonathan Greenwood
 and Philip Selway

♩ = 86

0:05

[F#]  9fr

[A]  7fr

Voice

Guitar

TAB

E5  7fr

Gtr.

[F#]  9fr

[A]  7fr

Gtr.

E5  7fr

Gtr.

TAB

TAB

TAB

Detailed description: This page contains the musical score for the song 'High and Dry' by Radiohead. It is arranged for voice and guitar. The score is in 4/4 time with a tempo of 86 beats per minute. The key signature has three sharps (F#, C#, G#). The music is divided into three systems. The first system includes a voice line (which is mostly empty), a guitar line with standard notation and tablature, and two chord diagrams: [F#] 9fr and [A] 7fr. The second system features a guitar line with standard notation and tablature, and an E5 barre chord diagram. The third system also features a guitar line with standard notation and tablature, and an E5 barre chord diagram. The tablature uses numbers 0-13 to indicate fret positions and includes various techniques like barre (7fr) and bends.

0:28
1:44

F#m11

Aadd9
5fr

Vx.

Gtr.

TAB

E

Vx.

Gtr.

TAB

F#m11

Aadd9
5fr

E

A/F

Vx.

Gtr.

TAB

0:48
2:06

E

A/E

E

F#m11

Aadd9
5fr

Vx.

Gtr.


TAB


E A/E E



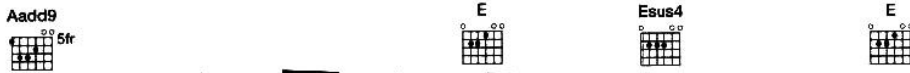
F#m11





Vx. 

Gtr. 

Aadd9 E Esus4 E



Vx. 

Gtr. 

1:12 F#m11 Aadd9 E

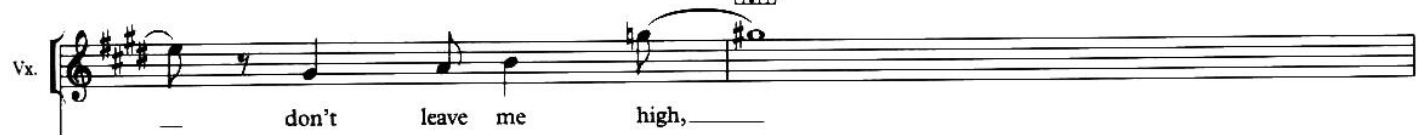



Vx. 

Gtr. 


F#m11




Vx. 


Gtr. 


1.

Aadd9  5fr


E 


Vx. don't leave me dry.

Gtr. 


TAB 


2.

Aadd9  5fr


E 


Vx. don't leave me dry.


Gtr. 


TAB 


2:50


F#m11 


Aadd9  5fr


E 


Gtr. *let ring* 


TAB 

F#m11 

Aadd9  5fr

E 

Gtr. 

TAB 

3:11
F#m11

Aadd9
5fr

Vx. Yeah, it's the best thing that you ev-er had, the best thing that you ev-er, ev -

Gtr.

TAB

E

F#m11

Vx. - er had. It's the best thing that you've ev-er had, the

Gtr. two guitars

TAB

Aadd9
5fr

E

Vx. best thing you have had has gone a way.

Gtr.

TAB

3:33
F#m11

Aadd9
5fr

Vx. So don't leave me high, don't leave me dry,

Gtr. let ring



TAB


E  F#m11 


Vx. 


Gtr. 




TAB 


Aadd9  5fr 


Vx. 

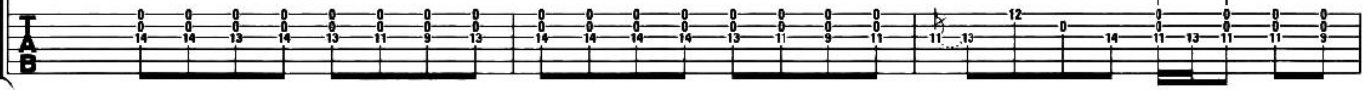
Gtr. 




TAB 


F#m11  3:54  5fr 


Vx. 


Gtr. 

TAB 

F#m11  Aadd9  5fr 

Vx. 

Gtr. 

TAB 

fake plastic trees

Words and Music by
 Thomas Yorke, Edward O'Brien,
 Colin Greenwood, Jonathan Greenwood
 and Philip Selway

♩ = 74

A **Asus4** **Dmaj9/F#**

Voice: Her green plas-tic wa - ter-ing can for her
 She lives with a bro - ken man, a

Guitar: [TAB]

E6 **Dsus2** **A**

Vx: fake chi-nese rub - ber plant in the fake plas - tic and
 cracked po - ly - sty - rene man who just crum - bles,

Gtr.: [TAB]

Dsus2 **A**

Vx: earth burns. that she He

Gtr.: [TAB]

0:26
1:44

Asus4

Dmaj9/F#

E6

Vx. 

Gr. 

TAB 

Dsus2

A

Dsus2

Vx. 

Gr. 


TAB 


0:52


2:10

Bm11



Vx. 

Gr. 

TAB 

A

Bm11

Vx. 

Gr. 

TAB 

1.

A

Asus4

Vx. 

Gr. 


TAB 


2.

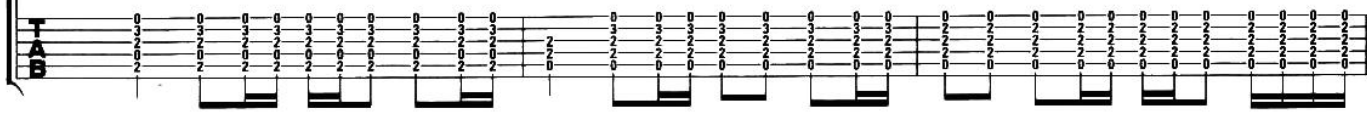
Bm11

Asus4

A

Vx. 

Gr. 

TAB 

2:36

A

Asus4

Dmaj9/F#

E6

Vx. 


Gr. 

TAB 

Dsus2

A


Dsus2

Vx. 

Gr. 

TAB 

3:09 **A**



Vx. but I can't help the feel - ing, —

Gtr.

TAB

Dmaj9/F#1



Vx. I could blow through the ceil - ing —


Gtr.

TAB

E6



Dsus2




Vx. if I just — turn — and run.


Gtr.

TAB


A



Dsus2



3:29 **Bm11**



Vx. And it wears me out, — it wears me out,

Gtr.

TAB

Vx.  
 it wears me out, —

Gr. 


Vx.  
 it wears — me out. — And if I could be —

Gr. 

Vx.  3:55
 who you want - ed, if I could be —

Gr. 

Vx.  
 who you want - ed all —

Gr. 

Vx. **Bm11**
the time, all

Gtr.

Vx. **A** **E6** **Bm11** 4:21
the time, ah ah ah.

Gtr.

Gtr. **A** **E6**

Gtr. **Bm11** **A**

bones

Words and Music by
 Thomas Yorke, Edward O'Brien,
 Colin Greenwood, Jonathan Greenwood
 and Philip Selway

Free time

0:03 A7sus4

Voice

Guitar

double tracked, tremolo left c.4Hz
 tremolo right c.8Hz

0:13 a tempo (♩ = 100)

D Asus4

G D/F#

tremolo (speed altered with tremolo pedal)

two guitars

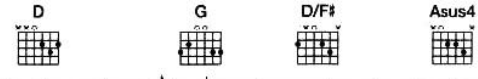
0:30 1:20


Vx.


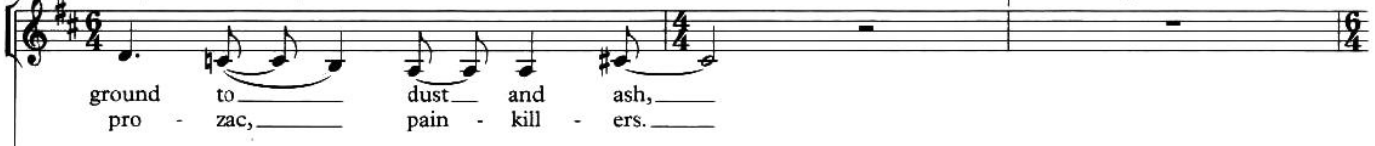
Gtr.


I don't want to be krip-pled, kracked,
 Now I can't climb the stairs,



The musical score is arranged in three systems. The first system (0:03) is in 4/4 time and features a 'Free time' section. The Voice part is silent. The Guitar part is double-tracked with tremolo effects. The second system (0:13) is in 4/4 time and marked 'a tempo (♩ = 100)'. It features two guitars playing chords (D, G, D/F#, Asus4) with tremolo. The third system (0:30, 1:20) is in 4/4 time and features a Vox part with lyrics and a guitar accompaniment.


Vx.  

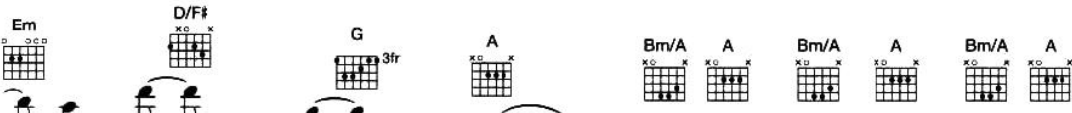

Gtr. 


0:46 1:36   1st time only

Gtr. 

Vx.  

Gtr. 

1:03 1:44  

Gtr. 

34

Vx.

Gtr.

TAB

Vx.

Gtr.

TAB

Vx.

Gtr.

TAB

Vx.

Gtr.

TAB

Vx. 35
 it's when you've got to feel it in your bones,

Gtr.

Vx. 2:33
 eh eh eh.

Gtr.

Gtr.

Gtr. 2:49

Gtr. tremolo

[nice dream]

Words and Music by
 Thomas Yorke, Edward O'Brien,
 Colin Greenwood, Jonathan Greenwood
 and Philip Selway

♩ = 58

Cmaj7



Badd11



Voice

Guitar

B♭add#11
9



Aadd9



Gtr.

Cmaj7



Badd11



Gtr.

B♭add#11
9



0:14

Aadd9



Aadd#11
9



Aadd9



Gtr.

Vx. **Aadd^{#11}₉** 8fr **Aadd⁹₉** 5fr **Dadd⁹₈** 10fr

They love me like I was a brother,
dug me my very own gar - den,

Gtr.

TAB

Vx. they pro - tect me, lis - ten
gave me sun - shine, made me

Gtr.

TAB

Vx. **E7sus4** 7fr **1. E7** 6fr **2. E7** 6fr

to me. They Nice
hap - py.

Gtr.

TAB

Vx. **Bm11** 7fr **E7** 6fr

0.50

dream, nice dream, nice

Gtr. *let ring*

TAB

Aadd9
 5fr

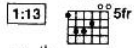
Aadd^{#11}₉
 8fr

Aadd9
 5fr

Aadd^{#11}₉
 8fr

Vx. dream. I

Gr. 

1:13
 Aadd9
 5fr


Dadd⁹₆
 10fr

Vx. call up my friend, the good an - gel, but she's

Gr. 

E7sus4
 7fr

Vx. out with her an - sa - phone.


Gr. 

E7
 6fr

1:29
 Aadd9
 5fr

Vx. She says that she would love to come

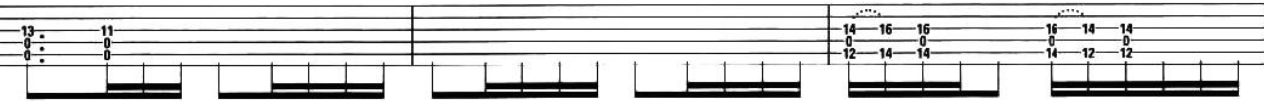
Gr. 


Dadd⁹
 10fr


Vx. help, — but — the sea — would

Gtr.

TAB




E7sus4
 7fr

E7
 6fr

Vx. e - lec - tro - cute — us all. Nice

Gtr.

TAB



Bm11
 7fr

E7
 6fr


1:46


Vx. dream, nice dream, nice

Gtr. *let ring*

TAB




Aadd9
 5fr

B7/F#


Vx. dream, nice dream, nice

Gtr.

TAB



1. **Bm11** **E7** 6fr

Vx. dream, nice dream, nice

Gtr.

TAB

2. **Bbadd#11** b9 6fr **Asus2** 2:28 **Bsus4**

Vx. dream.

Gtr.

TAB

Cmaj7 3fr **Dadd9** 5fr **Asus2** **Bsus4**

Gtr.

TAB

Cmaj7 3fr **Dadd9** 5fr **Asus2** 2:44

Vx. Oh, come on,

Gtr. *8va*

TAB

Bsus4 **Cmaj7** **Dadd⁹₆**

Vx. oh, come on.

Gtr. 8va

TAB

Asus2 **Bsus4** **Cmaj7** **Dadd⁹₆**

Vx. oh, come on, oh, come on.

Gtr. 8va

TAB

Bm11 **B9** **Aadd9** **E7sus4**

Gtr. 3:00

TAB

Aadd9/E **Aadd9**

Vx. Ah,

Gtr.

TAB

B7/F#

Bm11

Vx.

Gtr.

TAB

B9 Aadd9 E7sus4

E7

Vx.

nice

Gtr.

TAB

3:25

Aadd9

B7/F#

Vx.

dream, nice dream, nice

Gtr.

Sva
let ring

TAB

Bm11

Bmaj7add#11

rit.

Aadd9

Vx.

dream, nice dream.

Gtr.

Sva

TAB

just

Words and Music by
Thomas Yorke, Edward O'Brien,
Colin Greenwood, Jonathan Greenwood
and Philip Selway

♩ = 88

Chord diagrams: C (3fr), E^b (6fr), D (5fr), F (3fr)

Voice

Guitar

Chord diagrams: C (3fr), E^b (6fr), D (5fr), F (8fr), C (3fr), E^b (6fr), D (5fr), F (8fr)

Gtr.

0:16
1:06

Chord diagrams: Am (5fr), A^b (4fr), E^b (6fr), F (8fr)

Vx.

Can't get the stink off,
Don't get my sym - pa - thy,

he's been hang - ing round for days, —
hang - ing out the fif - teenth floor.

Gtr.



Vx. comes like a com - et, suck-ered you, but not your friends. —
 You've changed the locks three times, he still comes reel - ing through the door. —

Gtr. [Guitar accompaniment]

TAB [Guitar tablature]



Vx. One day he'll get_ to you, and teach you how to be a ho - ly cow. You do it to your -
 One day I'll get_ to you, and teach you how to get to pur - est hell.

Gtr. [Guitar accompaniment]

TAB [Guitar tablature]

0:44
1:33



Vx. - self, you do, — and that's what real - ly hurts_ is you do it to your -

Gtr. [Guitar accompaniment]

TAB [Guitar tablature]



Vx. - self, just you, — you and no - one else, — you do it to your - self, —

Gtr. [Guitar accompaniment]

TAB [Guitar tablature]

1. **D** 5fr **F** 8fr **C** 3fr **E^b** 6fr **D** 5fr **F** 8fr

Vx. you do it to your - self.

Gtr. *8va*

TAB 11 13 14 15 17 12 13 15 18 19 21 22 22 10
 9 11 12 14 15 16 18 19 18 19 7

2. **C** 3fr **E^b** 6fr **D** 5fr **F** 8fr **E5** 7fr **D5** 5fr

Vx. - self.

Gtr. *8va*

TAB 13 15 16 18 19 21 22 10 10 5 10 5 5 7 8 10

C#5 4fr **E5** 7fr **D5** 5fr **C#5** 4fr

Gtr. *sim.*

TAB 11 13 15 11 11 12 12 14 16 14 16 12 10 12 8 10 7 9 5 (7) 9 5 7 9 5 (7) 9 5

Am 5fr **A^b** 4fr

Gtr. two guitars

TAB 17 17 17 15 13 13 13 16 16 16 15 13 13 13 11 13
 17 17 17 16 14 10 14 14 17 13 17 13 15 12 13 13 13 12 13
 15 14 15 15 14 12 12 12 15 13 15 15 13 12 11 11 11 10 11

46 Eb 6fr Bb 6fr Am 5fr

Gtr.

Gtr.

Gtr.

Vx.

You do it to your - self, — you do, — that's what real-ly hurts is you do it to your-

Gtr.

Vx. **C** **G^b7sus4** **Fmaj7**

- self, just you, you and no - one else, you do it to your -

Gtr.

TAB

Vx. **C** **E^b** **D** **F** **C** **E^b**

247 **3fr** **6fr** **5fr** **8fr** **3fr** **6fr**

- self, you do it to your -

Gtr.

TAB

Vx. **D** **F** **C** **E^b** **D** **F**

5fr **8fr** **3fr** **6fr** **5fr** **8fr**

- self. Woh! (Ah) Self.

with pitch shifter 1 octave up

Gtr.

TAB

Vx. **C** **E^b** **D** **F** **C** **B^b5** **A5** **E^b5** **C5** **B^b5**

3fr **6fr** **5fr** **8fr** **3fr** **3:09** **5fr** **6fr** **3fr** **5fr**

Self.

with pitch shifter 1 and 2 octaves up

Gtr.

TAB

48



with pitch shift wammy pedal

8va

Gtr.

TAB

3:31



Gtr.

TAB



Gtr.

TAB



Gtr.

TAB



Gtr.

TAB

my iron lung

49

Words and Music by
Thomas Yorke, Edward O'Brien,
Colin Greenwood, Jonathan Greenwood
and Philip Selway

♩ = 104

G G7 Cm/Eb G G7 F#dim7/Eb F#dim7

Voice

Guitar

pitch shifter up one octave
let ring

G G7 Cm/Eb G G7 Cm/Eb

Gtr.

0:20 [G] [C] [G] [C]

Vx.

Gtr.

Faith, you're driv - ing me a - way, you do it ev - ery day,

G Cm/G G5 Cm

Vx.

Gtr.

— you don't mean it, but it hurts like hell. My

50

0:39

G



G7



Am7dim5



Cmdim5/G



G



G7



Am7dim5



Cmdim5/G



Vx. brain says I'm re - ceiv - ing pain, a lack of ox - y - gen

Gtr.

TAB

G



Cm/G



G5



Cm



Vx. from my life sup - port, my i - ron lung.

Gtr.

TAB

G



G7



Cm/Eb



G



G7



Cm/Eb



Vx.

Gtr.

TAB

pitch shifter up one octave
let ring

1:09

2:26

G



Cm



G







Cm




Vx. We're Suck, too young to fall a - sleep, too cy - ni - cal to speak.
Suck, suck your teen - age thumb, toi - let trained and dumb,









Gtr.

TAB


Vx.    

Gtr. 




We are los - ing it, can't you tell? We
(when the power runs out, we'll just hum).


Vx.        

1:29
2:46


Gtr. 








scratch our e - ter - nal itch, our twen - tieth cen - tury bitch,
This, this is our new song, just like the last

Vx.    


Gtr. 

and we are grate - ful for our i - ron lung.
one a to - tal waste of time, my i - ron

to Coda 

Vx.       

1:49

Gtr. 

pitch shifter up one octave
let ring

52

Gm7



3fr

C7



[E]



C#m6



Cm6



Vx.

Gtr.

TAB

Gm7



3fr

C7



[E]



C#m6



Cm6



Vx.

Gtr.

TAB

2:17

G



G7



Cm/Eb



G



G7



F#dim7/Eb



F#dim7



4fr

D.S. al Coda

Vx.

Gtr.

TAB

pitch shifter up one octave
let ring

CODA

C#m6



Cm6



3:05

Gm7



3fr

C7



Vx.

Gtr.

TAB

lung.

Vx. [E] C#m6 Cm6 Gm7 3fr

Gtr.

TAB

Vx. C7 [E] C#m6 Cm6

Gtr.

TAB

Vx. Gm7 3fr C7 [E]

Gtr.

TAB

Gtr. C#m6 Cm6 Gm7 3fr C7

TAB

54

[E]

C#m6

Cm6

3:41

Bb

C

3fr

Vx.

Gtr.

D^b

4fr

C

3fr

B^b

C

3fr

Vx.

Gtr.

two guitars

D^b

4fr

C#m6

Cm6

3:59

Gm7

3fr

C7

3fr

Vx.

Gtr.

[E]

C#m6

Cm6

Gm7

3fr

Gtr.

Chord diagrams: C7, [E], C#m6, Cm6

Gtr. [Musical notation]

TAB [Musical notation]

Chord diagrams: Gm7 (4:17), C7, [E]

Vx. [Musical notation]

Gtr. [Musical notation]

TAB [Musical notation]

Chord diagrams: C#m6, Cm6, Gm7 (3fr), C7

Vx. [Musical notation]

Gtr. [Musical notation] lead guitar continues ad lib.

TAB [Musical notation]

Chord diagrams: [E], C#m6, Cm6, G5 (3fr)

Vx. [Musical notation]

Gtr. [Musical notation]

TAB [Musical notation]

bulletproof.. i wish i was

Words and Music by
Thomas Yorke, Edward O'Brien,
Colin Greenwood, Jonathan Greenwood
and Philip Selway

♩ = 80
N.C.

0:13
Am7

Cmaj7

Voice

shake tremolo bar
scrape strings behind nut
delay c. 375ms

Guitar

Gtr.

Bmadd ♭6

Dsus2

Csus2 G/B

Am7

Gtr.

Cmaj7

Bmadd ♭6

Dsus2

Vx.

0:40
1:19

Am7

Cmaj7

Bmadd ♭6

Dsus2

Limb by limb, and tooth by tooth, stir - ring up in - side of me,
Wax me, mould me, heat the pins and stab them in,

Gtr.

Detailed description of the musical score: The score is for the song 'bulletproof.. i wish i was'. It is in 4/4 time with a tempo of 80 beats per minute. The key signature has one sharp (F#). The score is divided into three systems. The first system (0:13) features a guitar introduction with a tremolo bar and delay. The guitar part consists of a steady eighth-note pattern. The second system (0:40-1:19) features the vocal melody and guitar accompaniment. The guitar part continues with the same eighth-note pattern, with some chord changes. The vocal part has lyrics: 'Limb by limb, and tooth by tooth, stir - ring up in - side of me, Wax me, mould me, heat the pins and stab them in,'. The score includes chord diagrams for Am7, Cmaj7, Bmadd ♭6, and Dsus2. It also includes guitar tablature for the guitar parts.

Vx. **Am7** **Cmaj7** **Bmadd^b6**

ev - ery - day, you have turned me in - to ev - ery hour, - this, - just wish that I - - - -
 wish that it - - - -

Gtr.

TAB

Vx. **Dsus2** | 1. **Am7**

was bul - let proof. - -

Gtr.

TAB

Gtr. **Cmaj7** **Bmadd^b6** **Dsus2** **Csus2** **G/B**

TAB

Vx. | 2. **Dsus2** **G** **Bmadd^b6** **1:46**

was bul - let proof, *let ring*

Gtr.

TAB

Cadd9



G



Vx. *was bul - let proof.*

Gr. *was bul - let proof.*

TAB *was bul - let proof.*

Bmadd6



Cadd9



Bb6



Vx. *So*

Gr. *So*

TAB *So*

2:09

Am7



Cmaj7



Bmadd6



Vx. *pay me mon - ey, and take a shot, lead - fill the hole*

Gr. *pay me mon - ey, and take a shot, lead - fill the hole*

TAB *pay me mon - ey, and take a shot, lead - fill the hole*

Dsus2



Am7



Cmaj7



Vx. *in me. I could burst a mil - lion bub-bles, all*

Gr. *in me. I could burst a mil - lion bub-bles, all*

TAB *in me. I could burst a mil - lion bub-bles, all*

Bmadd^b6 **Dsus2**

Vx. sur - ro - gate, and bul - let

Gtr.

TAB

Detailed description: This system contains the first two lines of music. The vocal line (Vx.) starts with the lyrics "sur - ro - gate," followed by a rest, and then "and bul - let". The guitar line (Gtr.) features a rhythmic accompaniment of eighth-note chords. The TAB line shows the fretting for the guitar, with a 2:36 time signature. Chord diagrams for Bmadd^b6 and Dsus2 are provided at the top.

G **Bmadd^b6**

Vx. proof,

Gtr.

TAB

Detailed description: This system contains the third and fourth lines of music. The vocal line (Vx.) has the lyric "proof,". The guitar line (Gtr.) continues with eighth-note chords. The TAB line shows the fretting, including a 2:36 time signature. Chord diagrams for G and Bmadd^b6 are provided at the top.

Cadd9 **G**

Vx. and bul - let proof,

Gtr.

TAB

Detailed description: This system contains the fifth and sixth lines of music. The vocal line (Vx.) has the lyrics "and bul - let" and "proof,". The guitar line (Gtr.) continues with eighth-note chords. The TAB line shows the fretting. Chord diagrams for Cadd9 and G are provided at the top.

Bmadd^b6 **Cadd9**

Vx.

Gtr.

TAB

Detailed description: This system contains the seventh and eighth lines of music. The vocal line (Vx.) has a long note with a slur. The guitar line (Gtr.) continues with eighth-note chords. The TAB line shows the fretting. Chord diagrams for Bmadd^b6 and Cadd9 are provided at the top.



Vx. *and bul - let proof,*

Gtr.

TAB

Bmadd b6



Cadd9



Vx.

Gtr.

TAB

G



Vx. *and bul - let proof.*

Gtr.

TAB

Bmadd b6



Cadd9



Bb6



Vx.











Gtr.

TAB

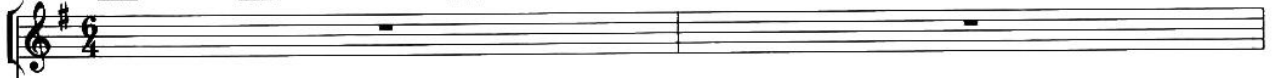
black star

Words and Music by
Thomas Yorke, Edward O'Brien,
Colin Greenwood, Jonathan Greenwood
and Philip Selway

$\text{♩} = 78$
fade in

Dsus4  Em7  Cadd9  G/B  A7sus4  Dsus4  Em7  Cadd9  G/B  A7sus4 











Voice



Guitar

let ring




Dsus4  Em7  Cadd9  G/B  A7sus4  Dsus4  Em7  Cadd9  G/B  A7sus4 

Gtr.




0:20
1:17

G  Csus₂⁹  G/B  Dadd4/F# 


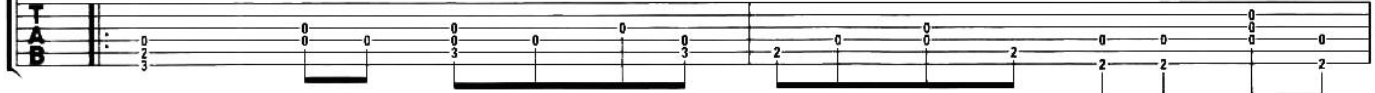
Vx.



I get home from work_ and you're still stand - ing in___ your dress - ing gown, well,
trou - bled words_ of a trou - bled mind, I try to un - der - stand___ what is

Gtr.

let ring

Emadd9

G

Csus⁹₂

Vx. what am I to do? I know all the things a - round your head,
eat - ing you. I try to stay a - wake, but it's fif -

Gtr.

TAB

G/B

Dadd4/F#

Emadd9

Cadd9

Vx. - ty-eight hours and what they do to you. What are we com - ing to?
since that I last slept with you. What are we com - ing to?

Gtr.

TAB

Bm

D

Vx. What are we gon - na do? Blame it on the
I just don't know, a - ny - more.

Gtr.

TAB

0:56
1:53

Am

Cadd9

Am

Vx. black star, blame it on the fall - ing sky,

Gtr.

TAB

1.

Vx. *Cadd9* *G* *Cadd9* *G* *Gsus4* *G* *D5*

blame it on the sa - tel-lite that beams me home. The

Gr. *le: ring*

TAB

2.

Vx. *G* *Gsus4* *G* *Dsus4* *Em7* *Cadd9* *G/B* *A7sus4*

that beams me home.

Gr. *le: ring*

TAB

Vx. *Dsus4* *Em7* *Cadd9* *G/B* *A7sus4* *Dsus4* *Em7* *Cadd9* *G/B* *A7sus4*

Gr. *le: ring*

TAB

2:28

Vx. *G* *Csus₂⁹* *G/B* *Dadd4/F#* *Emadd9*

I get on the train, and I just stand a - bout, now that I don't think of you.

Vx. *G* *Csus₂⁹* *G/B* *Dadd4/F#* *Emadd9*

I keep fall - ing o - ver, I keep pass - ing out when I see a face like you.

Cadd9



Vx. *What am_ I com - ing to? I'm gon-na melt*

Gtr.

TAB

Bm



D



3:04

Am



Vx. *down. Blame it on_ the black star,*

Gtr.

TAB

Cadd9



Am



Vx. *blame it on_ the fall - ing sky,*

Gtr.

TAB

Cadd9



G



Cadd9



G



Gsus4



G



D5



Vx. *blame it on_ the sa - tel - lite that beams me home.*

Gtr.

TAB

3:22

Vx. *let ring*

Gtr.

TAB

Chords: Dsus4, Em7, Cadd9, G/B, A7sus4, Dsus4, Em7, Cadd9, G/B, A7sus4

Vx.

Gtr.

TAB

Chords: Dsus4, Em7, Cadd9, G/B, A7sus4, Dsus4, Em7, Cadd9, G/B, A7sus4

3:40

Vx.

Gtr.

TAB

Chords: Dsus4, Em7, Cadd9, G/B, A7sus4, Dsus4, Em7, Cadd9, G/B, A7sus4

Vx.

Gtr.

TAB

Chords: Dsus4, Em7, Cadd9, G/B, A7sus4, Dsus4, Em7, Cadd9, G/B, A7sus4

sulk

Words and Music by
 Thomas Yorke, Edward O'Brien,
 Colin Greenwood, Jonathan Greenwood
 and Philip Selway

♩ = 63
 N.C.

Voice

Guitar tremolo effects continues sim. throughout

TAB

0:07 [D]

Gtr.

TAB

[C] [G] [D]

Vx.

You bite through the big.

Gtr.

TAB

0:22
0:37

Vx.

— wall, ——— the big_ wall bites_ back. ——— You sit there and
 — pret - ty, ——— when you're on your knees, dis - in -

Gtr.

TAB

[C] [G] 1. [D] 2. [D]

Vx. sulk, sit there and moan. You are so please.
-fect - ed and ea - ger to

Gtr.

TAB

0:52 2:02

G Cadd9 Dsus4 D

Vx. Some-times you sulk, some - times

Gtr.

TAB

G Cadd9 Dsus4 D

Vx. - you burn, God rest your soul, then, when the lov-

Gtr.

TAB

1:06 2:17

G Cadd9 Dsus4 D

Vx. - ing comes, and we've al - rea - dy gone, just like

Gtr.

TAB

G Cadd9 to Coda 1:18
 [G] [Cadd9] [D]

Vx. — your dad, — you'll ne - ver change.

Gtr.

[C] [G] [D]

Vx. Each time —

Gtr.

1:33
1:48

[D] [C]

Vx. — it comes, — it eats me a - live, I try to — be - have,
 - clare — a ho - li - day, fall — a - sleep, —

Gtr.
 two guitars

[G] 1. [D] 2. [D] D. al Coda

Vx. but it eats me — a - live. — So I — de - way.
 drift — a -

Gtr.

CODA
[D]

2:32

[E]

Vx. *change.*

Gr. *v*

TAB

Gr.

TAB

[D] [A] [E]



Gr.

TAB


2:47




Gr.

TAB


Vx.  



God rest your soul,

Gtr. 

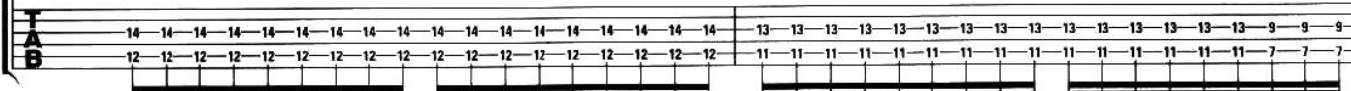
Vx.   

then, when the lov - ing comes, and we've al - rea -

Gtr. 

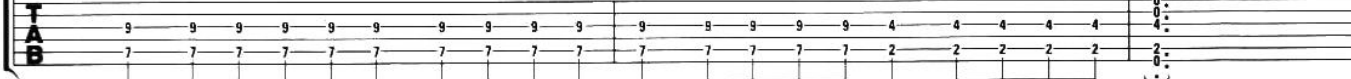
Vx.  

dy gone, just like

Gtr. 

Vx.   

your dad, you'll ne - ver change.

Gtr. 

street spirit [fade out]

Words and Music by
Thomas Yorke, Edward O'Brien,
Colin Greenwood, Jonathan Greenwood
and Philip Selway

♩ = 136
Am



Voice

Guitar

TAB

4/4

0 2 3 2 0 2 | 1 2 0 2 0 2 2 2 | 0 2 3 2 0 2 | 1 2 0 2 0 2 2 2

Gtr.

TAB

0 2 3 2 0 2 | 1 2 0 2 0 2 2 2 | 0 2 3 2 0 2 | 1 2 0 2 0 2 2 2

0:14

Vx.

Rows of hou - ses all bear - ing down_ on me,

Gtr.

TAB

0 2 3 2 0 2 | 1 2 0 2 0 2 2 2 | 0 2 3 2 0 2 | 1 2 0 2 0 2 2 2

Vx.

I can feel their blue hands touch - ing me.

Gtr.

TAB

0 2 3 2 0 2 | 1 2 0 2 0 2 2 2 | 0 2 3 2 0 2 | 1 2 0 2 0 2 2 2

0:23 **Em**



Vx. All these things in - to po - si - tion, all these things we'll one day swal-low whole.

Gtr.

TAB



Am





Vx. And fade

Gtr.

TAB




0:42 **C** **Em**




Vx. out a - gain,

Gtr.

TAB




Am



Vx. and fade

Gtr.

TAB





Vx. *out.*

Gr.

TAB

1:03
2:19



Vx. This ma chine will, will not com-mu - ni - cate these
Cracked eggs, dead birds scream as they fight for life,

Gr.

TAB

Vx. thoughts, and the strain I am un - der,
I can feel death, can see its bea - dy eyes.

Gr.

TAB

1:16
2:33



Vx. be a world child, form a cir - cle be - fore we all go un - der.
All these things in-to po - si - tion, all these things we'll one day swal-low whole.

Gr.

TAB

1:30
2:47



Vx. *And fade out,*

Gtr.

TAB: 2 2 2 2 2 2 | 0 2 2 2 2 2 | 2 2 2 2 2 2 | 2 2 2 2 2 2 | 13 12 12 14 12 13 | 13 12 12

1:44
3:00



Vx. *a - gain, and fade*

Gtr.

TAB: 14 12 12 13 | 14 14 13 12 14 12 | 13 12 14 14 13 12 14 12 | 13 12 14 14 12 13 12 14 | 12 13 12 12



Vx. *out a - gain.*

Gtr.

TAB: 14 12 12 13 | 12 14 13 12 12 | 14 12 12 13 | 14 14 13 12 14 14 | 12 13 12 14 14 | 14 14 14 14 12 14 12 14

1:58
3:14



Vx. *Mm ah oh*

Gtr.

TAB: 15 14 13 12 | 14 12 12 13 | 13 12 12 12 12 13 | 14 14 13 12 14 12 | 13 12 14

2-12
3-28



Vx. *mm* *ah*

Gtr.

TAB 14 13 12 14 12 13 12 14 12 15 14 13 12 12 14 12 12 13 12 12 13

3-42



Vx. *ah.* Im - merse your

Gtr.

TAB 14 14 13 12 14 12 13 12 14 14 14 14 13 12 14 12 14 12 14 15 14 13 12 14 12 12 13

3-56



Vx. soul in love, im - merse

Gtr.

TAB 14 13 12 13 14 13 12 13 14 14 13 12 14 14 13 12 14 12 13 12 14 15 14 13 12 12



Vx. your soul in love.

Gtr.

TAB 14 12 12 13 14 13 12 13 14 13 12 13 0 2 3 2 2 1 2 2 0 2 2 0

RADIOHEAD

the bends

ISBN 0-7579-916



9 780757 9916

planet telex

the bends

high and dry

fake plastic trees

bones

[nice dream]

just

my iron lung

bulletproof . . i wish i was

black star

sulk

street spirit [fade out]



International
MUSIC
Publications

PGM0120
IN USA
\$26.95



6 54979 03161 1



WARNER BROS. PUBLICATIONS
Warner Music Group
An AOL Time Warner Company
15200 N.W. 48th Avenue • Miami, Florida 33114

International Music Publications Limited
Griffith House 161 Hammersmith Road London W6 8BS England